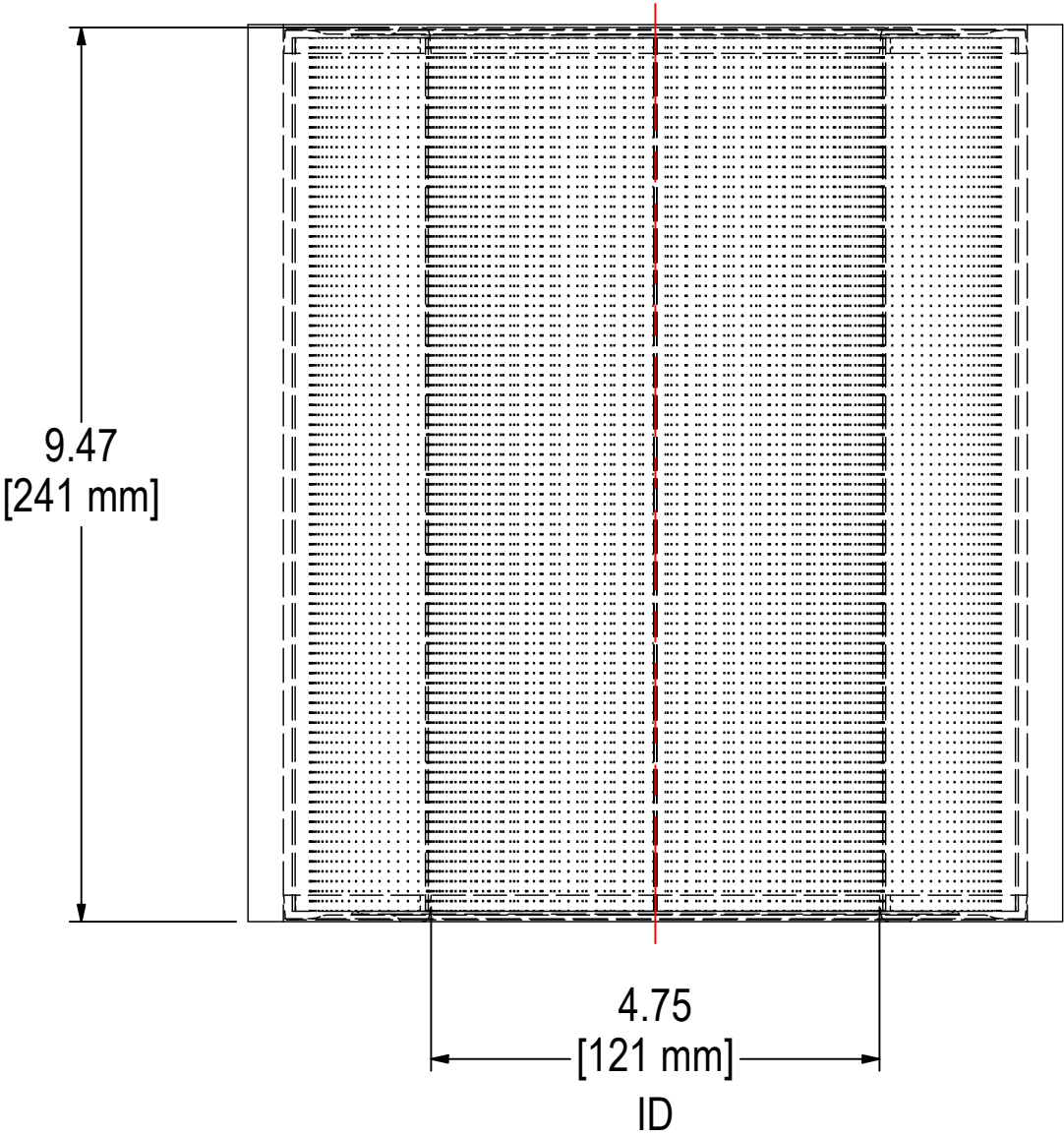
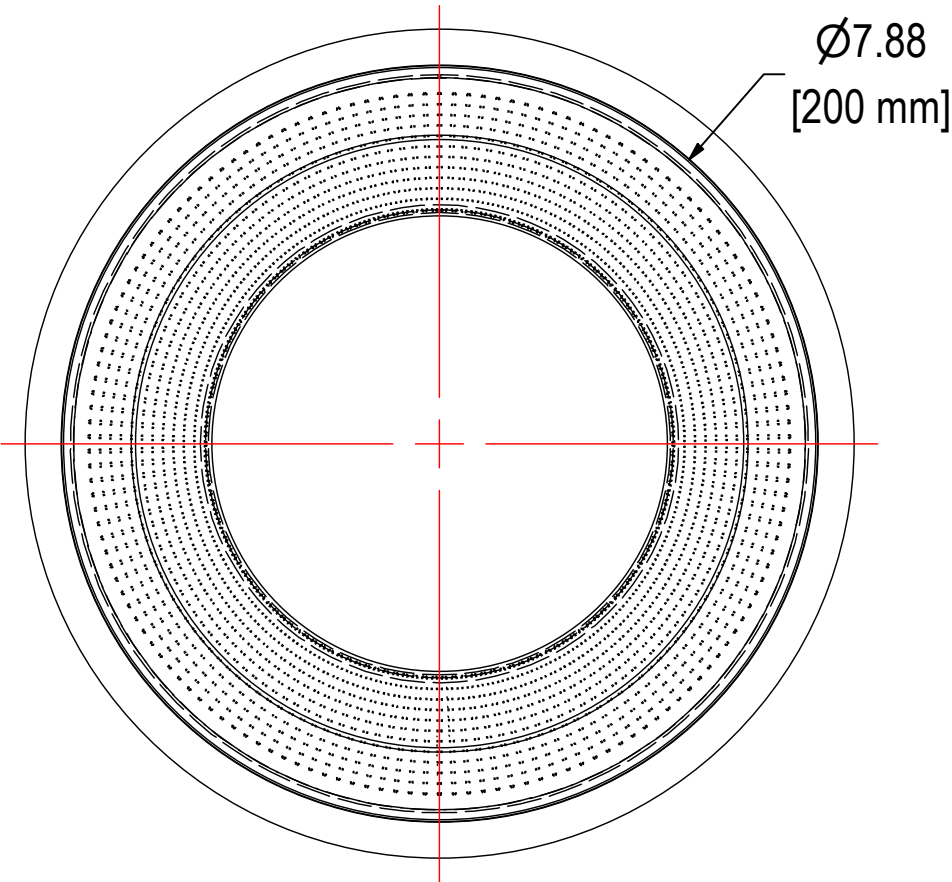



REV	DESCRIPTION	ECN #	CHG BY	DATE	APP'D
A	CONVERTED TO 3D		EZR	01/12/16	CCS
B	UPDATED ELEMENT SPECS	WEB	TAS	11/19/19	EZR
C	UPDATED ELEMENT TABLE	19413	RWK	06/17/20	P.G.



ELEMENT SPECS		
PART NUMBER	234P	
MATERIAL	PAPER	
FLOW RATE	570 CFM	968 m ³ /hr
SURFACE AREA	22.1 ft ²	2.1 m ²
I.D.	4.75"	121mm
O.D.	7.88"	200mm
HEIGHT	9.47"	241mm



SOLBERG®
Filtration • Separation • Silencing
630.773.1363 • www.solbergmfg.com

THE INFORMATION CONTAINED HEREIN IS CONFIDENTIAL AND THE PROPERTY OF SOLBERG MANUFACTURING INC. AND IT IS FURNISHED TO YOU WITH THE EXPRESS UNDERSTANDING THAT IT WILL NOT BE REPRODUCED, COPIED IN ANY MANNER, LOANED OR OTHERWISE TRANSFERRED TO OTHERS ENTIRELY OR IN PART, NOR USED FOR ANY PURPOSE OTHER THAN FOR WHICH IT WAS FURNISHED. IT WILL BE RETURNED UPON REQUEST TO SOLBERG MANUFACTURING INC. THE ABOVE RESTRICTION IS IN ADDITION TO, AND DOES NOT IN ANY WAY ALTER, ANY OTHER RESTRICTIONS WHICH MAY APPLY TO THE INFORMATION CONTAINED HEREIN.

TOLERANCES
DIMENSIONS ARE FOR REFERENCE ONLY. ALL DIMENSIONS ARE SUBJECT TO CHANGE UPON PRODUCTION.
UNLESS OTHERWISE SPECIFIED:
-DIMENSIONS ARE IN INCHES
-REF: APPROXIMATE DIMENSIONS, NO TOLERANCES APPLY
-FINISH: BREAK EDGES TO .005-.020 RADIUS/CHAMFER

MODEL NUMBER: 234P			SHEET: 1 OF 1
DESCRIPTION: 234P, PAPER			
PROJECT:	DRAWN BY: CRW DATE: 9/24/2010	APPROVED BY: P.G. DATE: 9/24/2010	REV: C