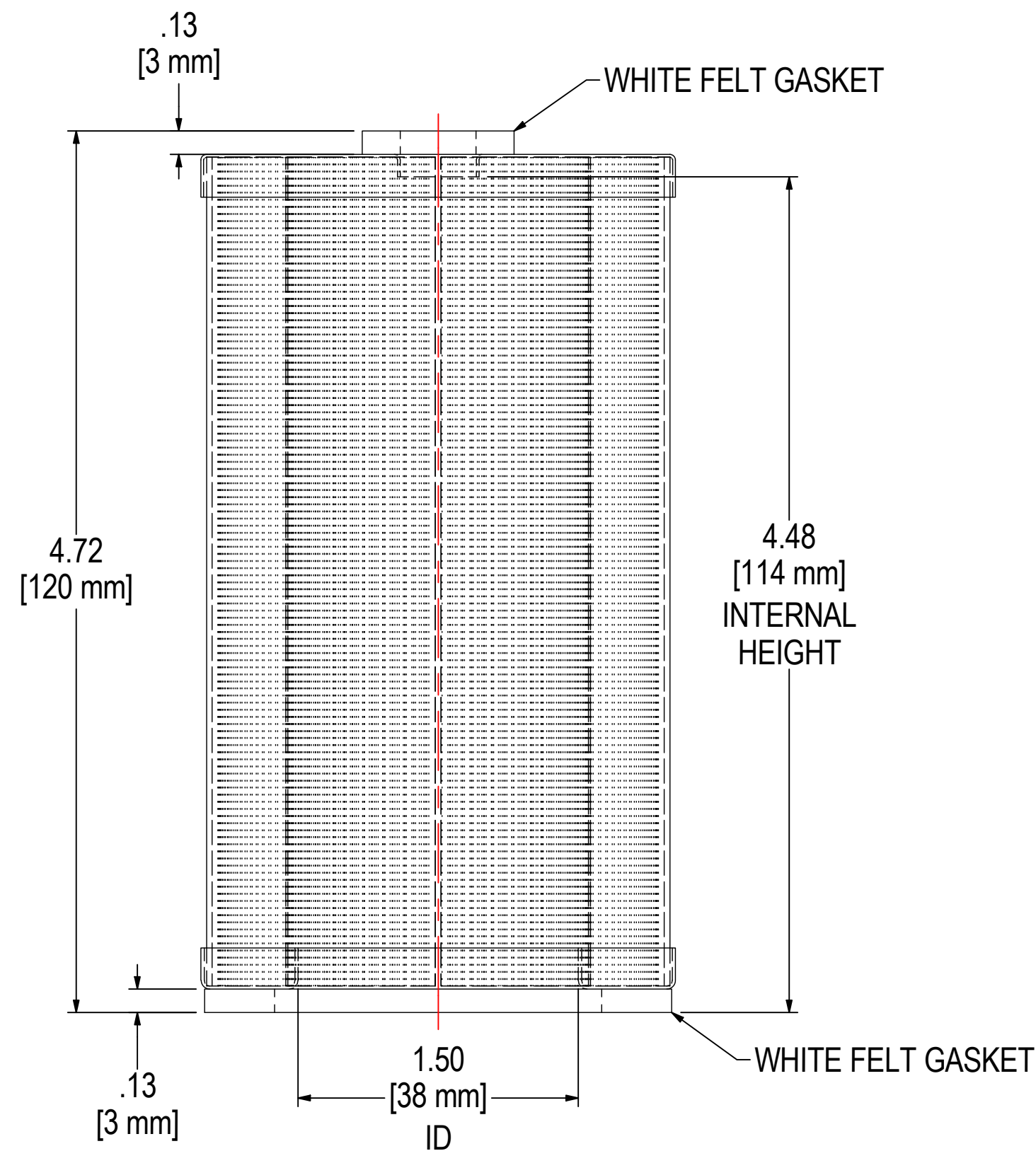

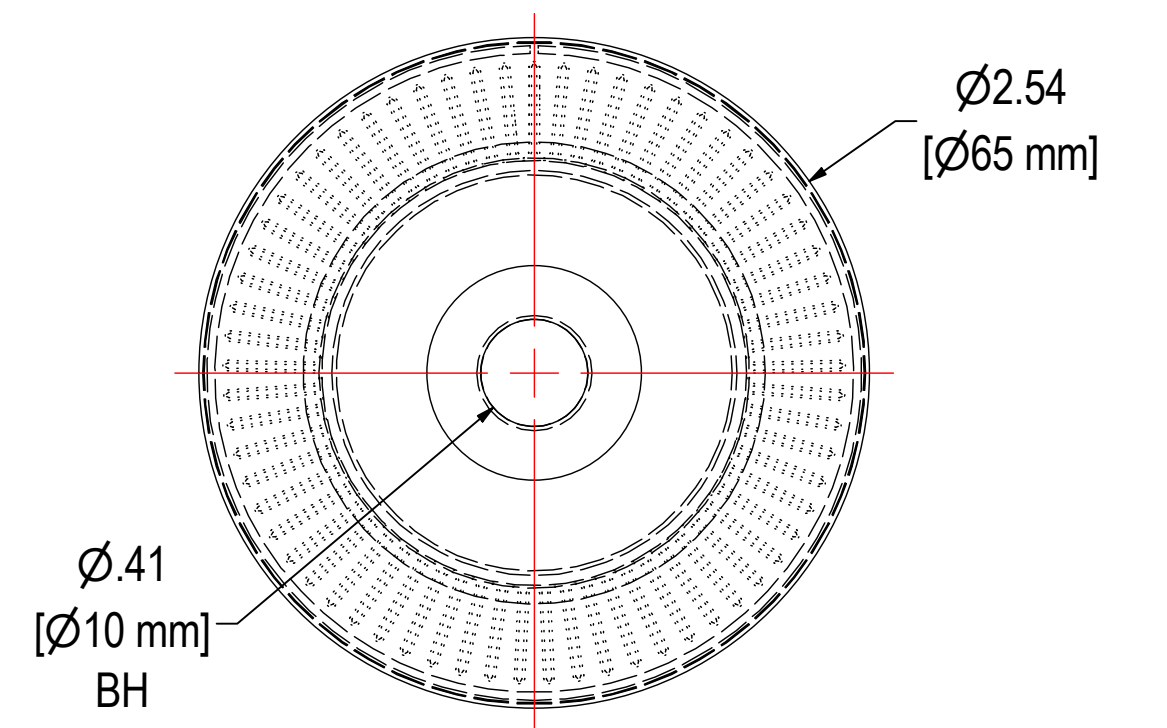


REV	DESCRIPTION	ECN #	CHG BY	DATE	APP'D
A	UPDATED DRAWING LAYOUT	17800	TAS	11/27/19	EZR



ELEMENT SPECS		
PART NUMBER	834	
MATERIAL	PAPER	
FLOW RATE	40 CFM	68 m ³ /hr
SURFACE AREA	1.3 ft ²	0.1 m ²
I.D.	1.50"	38mm
O.D.	2.54"	65mm
HEIGHT	4.72"	120mm



SOLBERG[®]

Filtration • Separation • Silencing
630.773.1363 • www.solbergmfg.com

THE INFORMATION CONTAINED HEREIN IS CONFIDENTIAL AND THE PROPERTY OF SOLBERG MANUFACTURING INC. AND IT IS FURNISHED TO YOU WITH THE EXPRESS UNDERSTANDING THAT IT WILL NOT BE REPRODUCED, COPIED IN ANY MANNER, LOANED OR OTHERWISE TRANSFERRED TO OTHERS ENTIRELY OR IN PART, NOR USED FOR ANY PURPOSE OTHER THAN FOR WHICH IT WAS FURNISHED. IT WILL BE RETURNED UPON REQUEST TO SOLBERG MANUFACTURING INC. THE ABOVE RESTRICTION IS IN ADDITION TO, AND DOES NOT IN ANY WAY ALTER, ANY OTHER RESTRICTIONS WHICH MAY APPLY TO THE INFORMATION CONTAINED HEREIN.

TOLERANCES
DIMENSIONS ARE FOR REFERENCE ONLY. ALL DIMENSIONS ARE SUBJECT TO CHANGE UPON PRODUCTION.
UNLESS OTHERWISE SPECIFIED:
 -DIMENSIONS ARE IN INCHES
 -REF: APPROXIMATE DIMENSIONS, NO TOLERANCES APPLY
 -FINISH: BREAK EDGES TO .005-.020 RADIUS/CHAMFER

MODEL NUMBER: 834

DESCRIPTION: 834, PAPER

PROJECT:

DRAWN BY: CRW
 DATE: 6/9/2017

APPROVED BY: M.C.
 DATE: 6/9/2017

SHEET:
 1 OF 1

REV:
 A