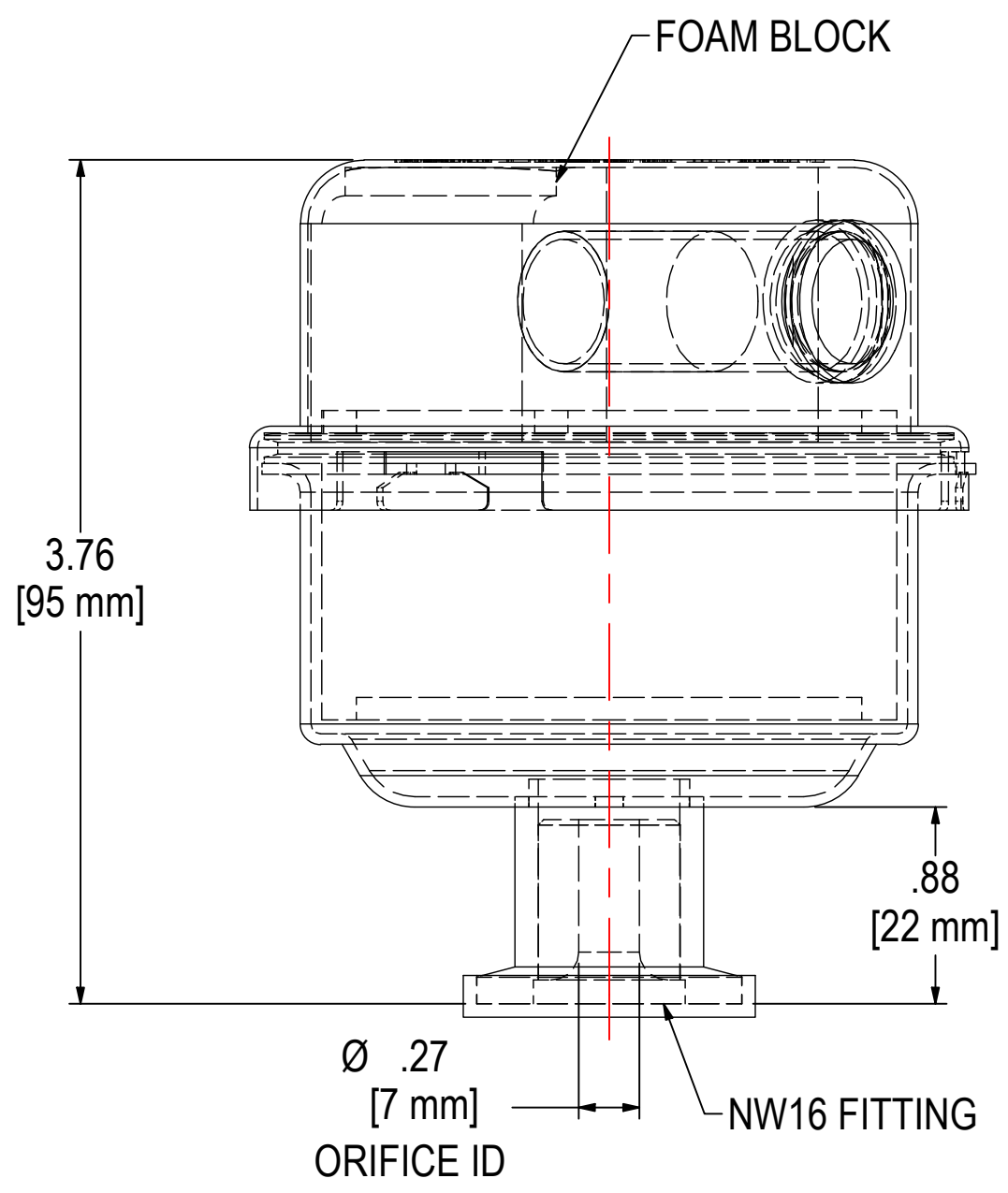
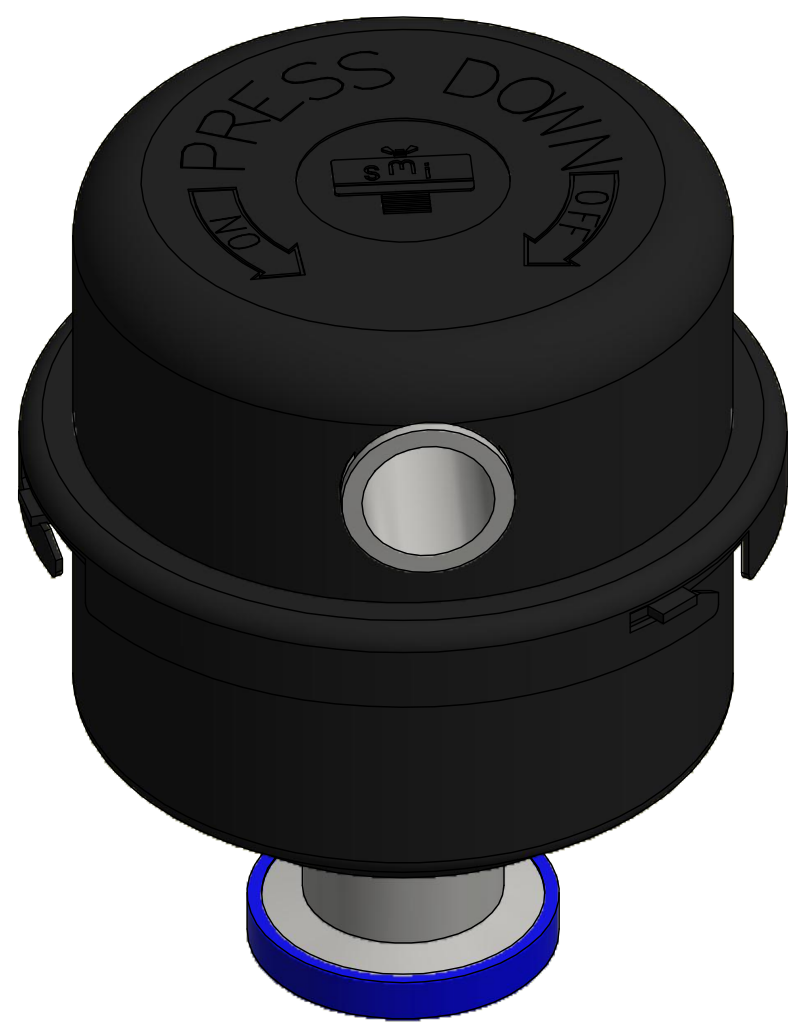
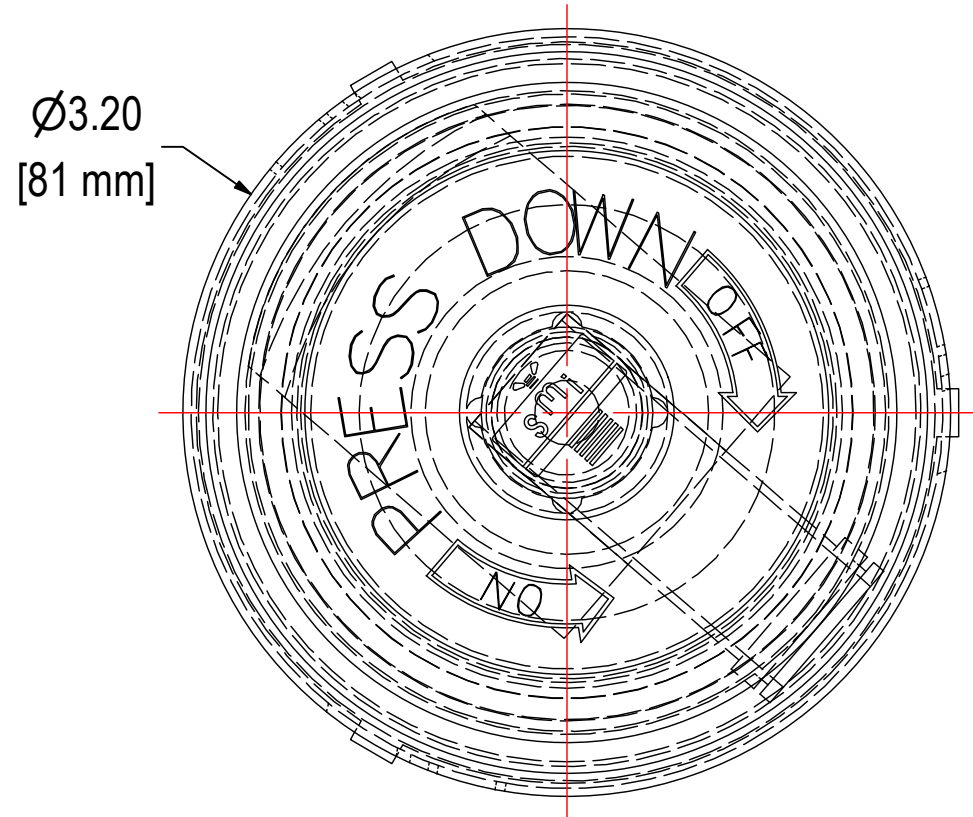


REV	DESCRIPTION	ECN #	CHG BY	DATE	APP'D
A	UPDATED TITLE BLOCK, ADDED ELEMENT GRID	1469	CRW	11/2/12	M.C.
B	REMOVED CUSTOMER LABEL	17647	TAS	11/12/19	EZR



ELEMENT SPECS		
PART NUMBER	07	
MATERIAL	Polyester	
FLOW RATE	12 CFM	20 m³/hr
SURFACE AREA	0.6 ft²	0.1 m²
I.D.	N/A	N/A
O.D.	3.00"	76mm
HEIGHT	1.38"	35mm

MODEL #: EFS-07-NW16/1		MATERIAL: CARBON STEEL		FINISH: BLACK POWDER	
MODEL NUMBER: EFS-07-NW16/1					SHEET: 1 OF 1
DESCRIPTION: EFS-07-NW16/1, BLACK					
PROJECT:		DRAWN BY: CRW DATE: 5/12/2008		APPROVED BY: P.G. DATE: 5/13/2008	
				REV: B	



# SOLBERG®

**Filtration • Separation • Silencing**  
630.773.1363 • [www.solbergmfg.com](http://www.solbergmfg.com)

THE INFORMATION CONTAINED HEREIN IS CONFIDENTIAL AND THE PROPERTY OF SOLBERG MANUFACTURING INC. AND IT IS FURNISHED TO YOU WITH THE EXPRESS UNDERSTANDING THAT IT WILL NOT BE REPRODUCED, COPIED IN ANY MANNER, LOANED OR OTHERWISE TRANSFERRED TO OTHERS ENTIRELY OR IN PART, NOR USED FOR ANY PURPOSE OTHER THAN FOR WHICH IT WAS FURNISHED. IT WILL BE RETURNED UPON REQUEST TO SOLBERG MANUFACTURING INC. THE ABOVE RESTRICTION IS IN ADDITION TO, AND DOES NOT IN ANY WAY ALTER, ANY OTHER RESTRICTIONS WHICH MAY APPLY TO THE INFORMATION CONTAINED HEREIN.

**TOLERANCES**  
DIMENSIONS ARE FOR REFERENCE ONLY. ALL DIMENSIONS ARE SUBJECT TO CHANGE UPON PRODUCTION.  
UNLESS OTHERWISE SPECIFIED:  
-DIMENSIONS ARE IN INCHES  
-REF: APPROXIMATE DIMENSIONS, NO TOLERANCES APPLY  
-FINISH: BREAK EDGES TO .005-.020 RADIUS/CHAMFER