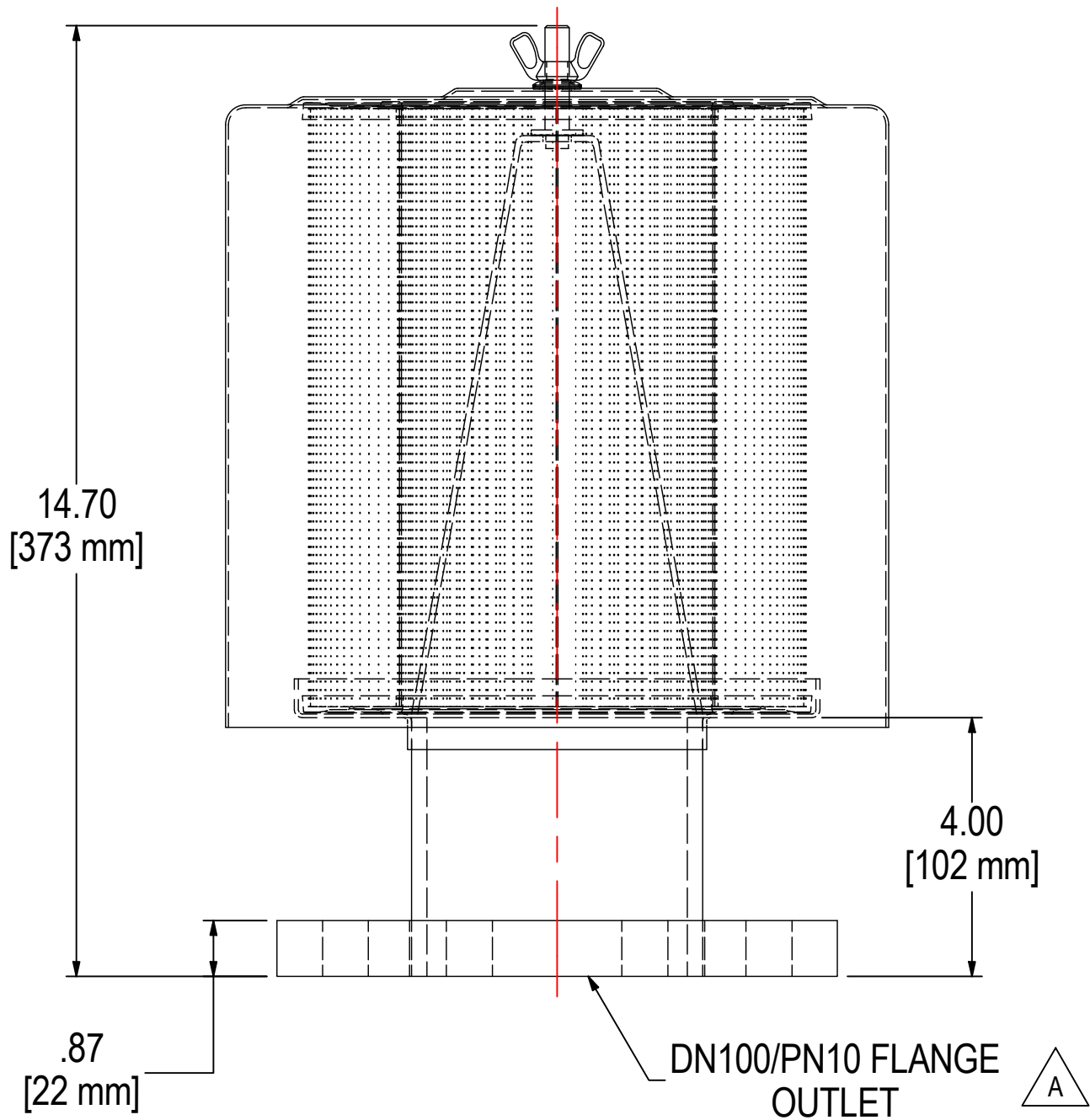
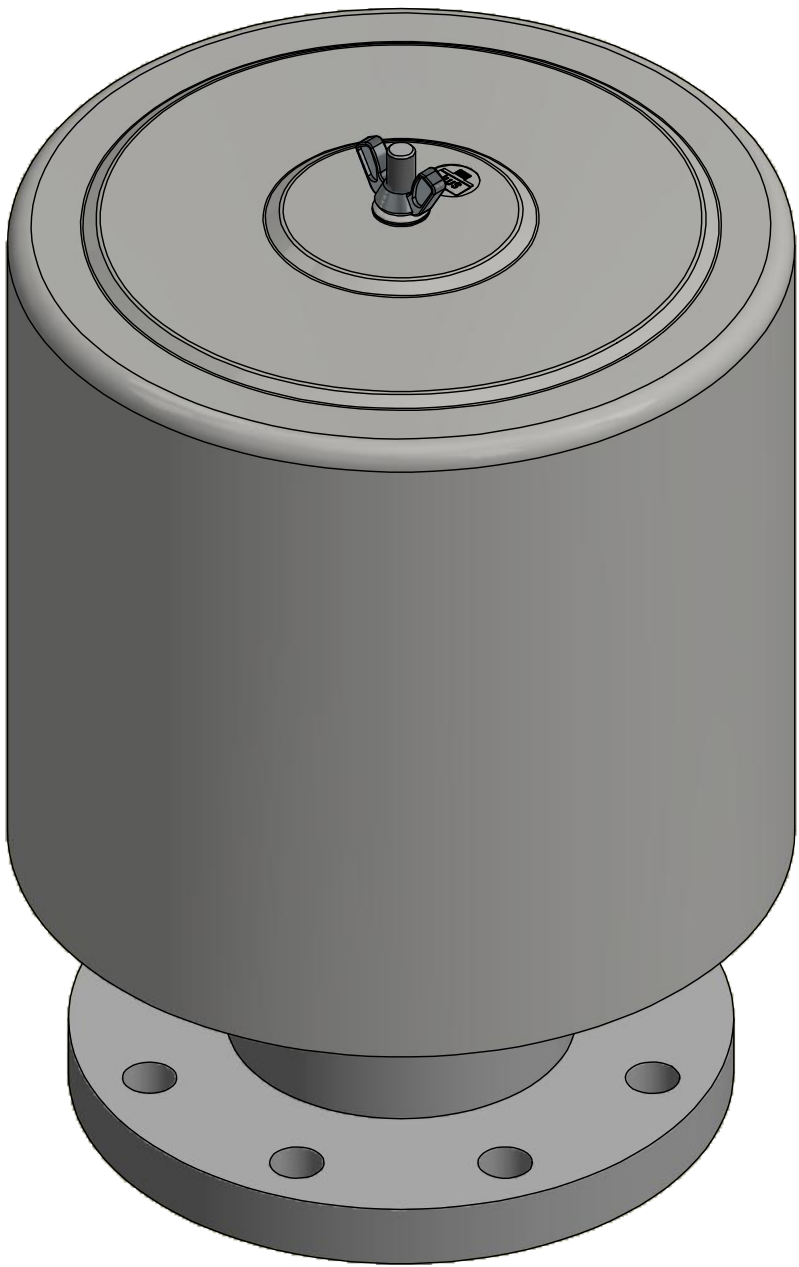
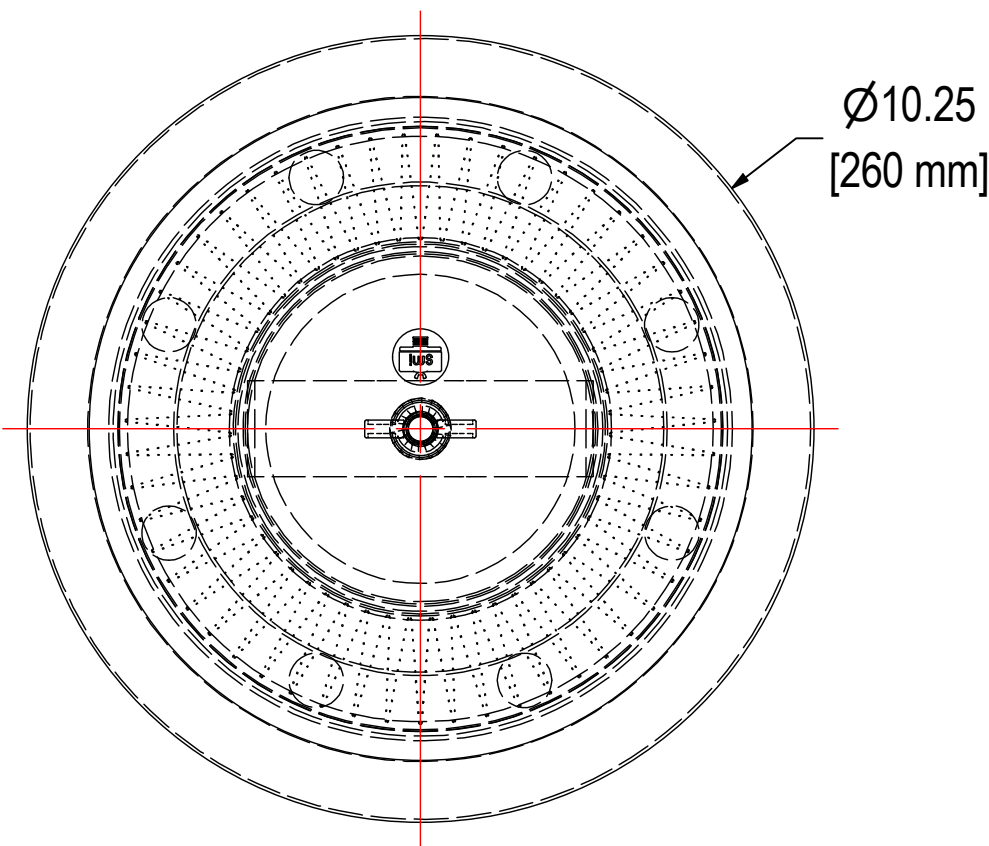


REV	DESCRIPTION	ECN #	CHG BY	DATE	APP'D
A	UPDATED CUSTOMER DESIGN LAYOUT	18165	RWK	01/20/20	EZR



ELEMENT SPECS		
PART NUMBER	235P	
MATERIAL	POLYESTER	
FLOW RATE	570 CFM	968 m³/hr
SURFACE AREA	9.4 ft²	0.9 m²
I.D.	4.75"	121mm
O.D.	7.88"	200mm
HEIGHT	9.47"	241mm



MODEL #: F-235P-DN100		MATERIAL: CARBON STEEL		FINISH: GRAY POWDER	
MODEL NUMBER: F-235P-DN100					SHEET: 1 OF 1
DESCRIPTION: F-235P-DN100, GRAY					
PROJECT:		DRAWN BY: DDH DATE: 2/14/2017		APPROVED BY: CRW DATE: 2/14/2017	
				REV: A	



SOLBERG®

Filtration • Separation • Silencing

630.773.1363 • www.solbergmfg.com

THE INFORMATION CONTAINED HEREIN IS CONFIDENTIAL AND THE PROPERTY OF SOLBERG MANUFACTURING INC. AND IT IS FURNISHED TO YOU WITH THE EXPRESS UNDERSTANDING THAT IT WILL NOT BE REPRODUCED, COPIED IN ANY MANNER, LOANED OR OTHERWISE TRANSFERRED TO OTHERS ENTIRELY OR IN PART, NOR USED FOR ANY PURPOSE OTHER THAN FOR WHICH IT WAS FURNISHED. IT WILL BE RETURNED UPON REQUEST TO SOLBERG MANUFACTURING INC. THE ABOVE RESTRICTION IS IN ADDITION TO, AND DOES NOT IN ANY WAY ALTER, ANY OTHER RESTRICTIONS WHICH MAY APPLY TO THE INFORMATION CONTAINED HEREIN.

TOLERANCES
 DIMENSIONS ARE FOR REFERENCE ONLY. ALL DIMENSIONS ARE SUBJECT TO CHANGE UPON PRODUCTION.
 UNLESS OTHERWISE SPECIFIED:
 -DIMENSIONS ARE IN INCHES
 -REF: APPROXIMATE DIMENSIONS, NO TOLERANCES APPLY
 -FINISH: BREAK EDGES TO .005-.020 RADIUS/CHAMFER