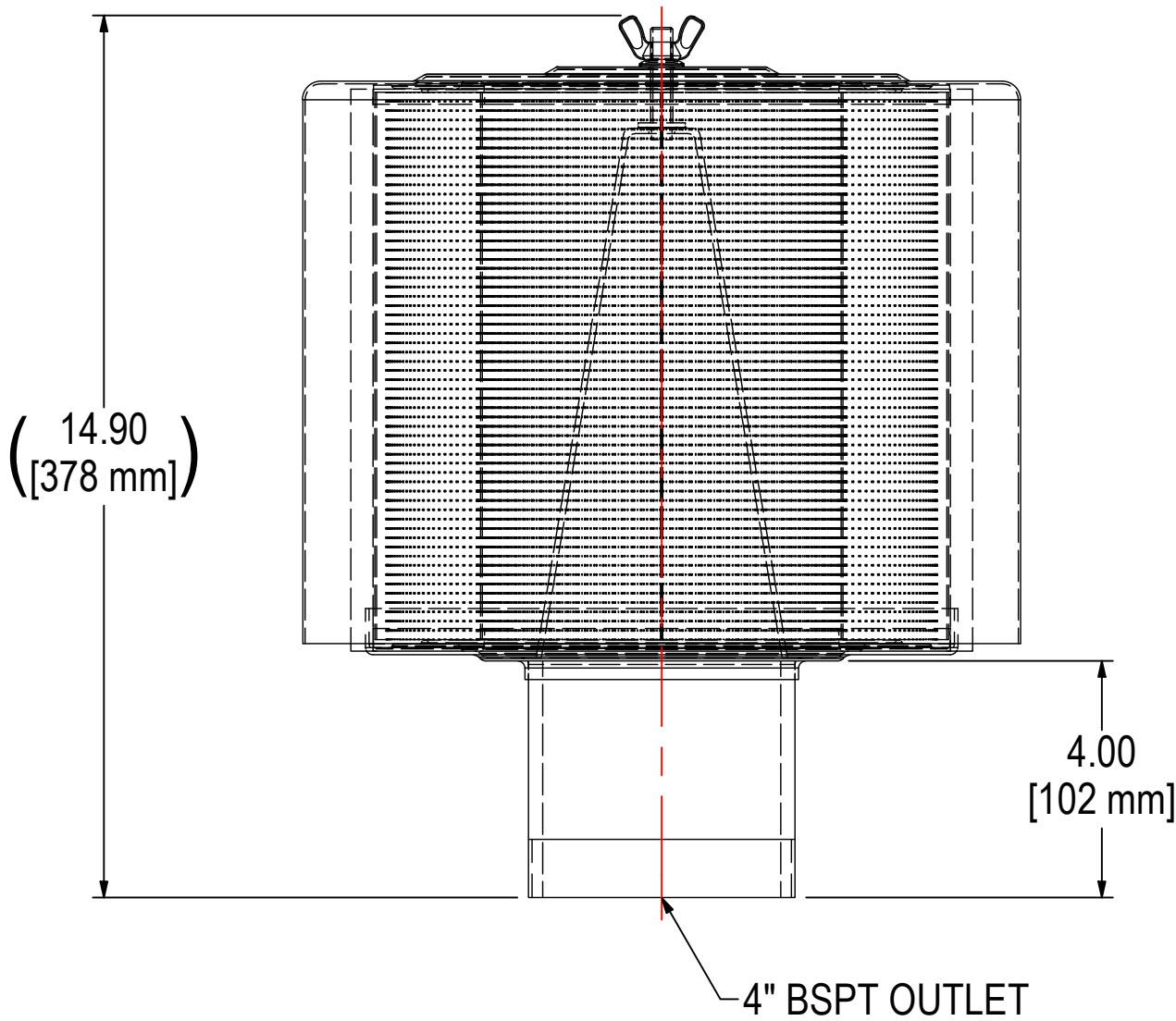
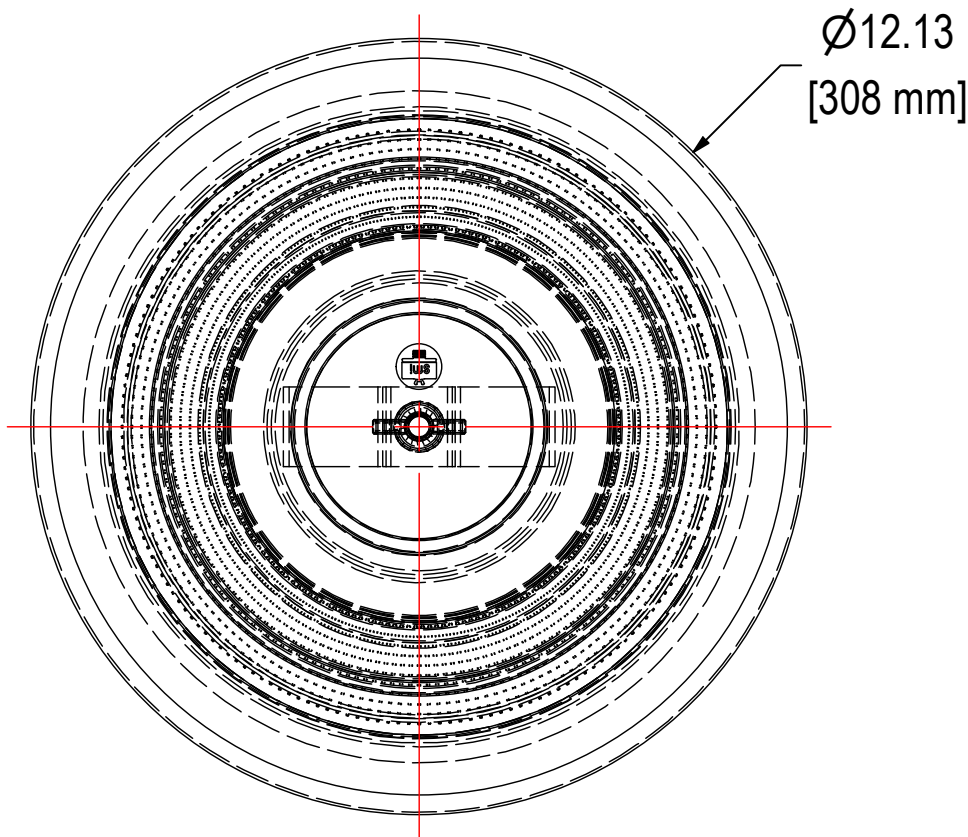
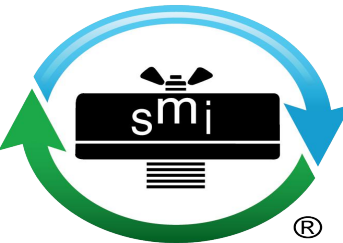


REV	DESCRIPTION	ECN #	CHG BY	DATE	APP'D
A	UPDATED WEATHERHOOD, WAS 16"	14486	EZR	09/18/18	TAS
B	CONVERTED TO 3D	31012	NAD	10/18/24	EZR



ELEMENT SPECS		
PART NUMBER	244P	
MATERIAL	PAPER	
FLOW RATE	880 CFM	1495 m³/hr
SURFACE AREA	35.6 ft²	3.3 m²
I.D.	6.00"	152mm
O.D.	9.75"	248mm
HEIGHT	9.63"	245mm

MODEL #: F-244P-401		MATERIAL: CARBON STEEL		FINISH: GRAY POWDER	
MODEL NUMBER: F-244P-401					SHEET: 1 OF 1
DESCRIPTION: F-244P-401, GRAY					
PROJECT: SD19766		DRAWN BY: NAR DATE: 9/27/2013		APPROVED BY: M.C. DATE: 9/27/2013	
				REV: B	



SOLBERG®
Filtration • Separation • Silencing
 630.773.1363 • www.solbergmfg.com

THE INFORMATION CONTAINED HEREIN IS CONFIDENTIAL AND THE PROPERTY OF SOLBERG MANUFACTURING INC. AND IT IS FURNISHED TO YOU WITH THE EXPRESS UNDERSTANDING THAT IT WILL NOT BE REPRODUCED, COPIED IN ANY MANNER, LOANED OR OTHERWISE TRANSFERRED TO OTHERS ENTIRELY OR IN PART, NOR USED FOR ANY PURPOSE OTHER THAN FOR WHICH IT WAS FURNISHED. IT WILL BE RETURNED UPON REQUEST TO SOLBERG MANUFACTURING INC. THE ABOVE RESTRICTION IS IN ADDITION TO, AND DOES NOT IN ANY WAY ALTER, ANY OTHER RESTRICTIONS WHICH MAY APPLY TO THE INFORMATION CONTAINED HEREIN.

TOLERANCES
 DIMENSIONS ARE FOR REFERENCE ONLY. ALL DIMENSIONS ARE SUBJECT TO CHANGE UPON PRODUCTION.
 UNLESS OTHERWISE SPECIFIED:
 -DIMENSIONS ARE IN INCHES
 -REF: APPROXIMATE DIMENSIONS, NO TOLERANCES APPLY
 -FINISH: BREAK EDGES TO .005-.020 RADIUS/CHAMFER