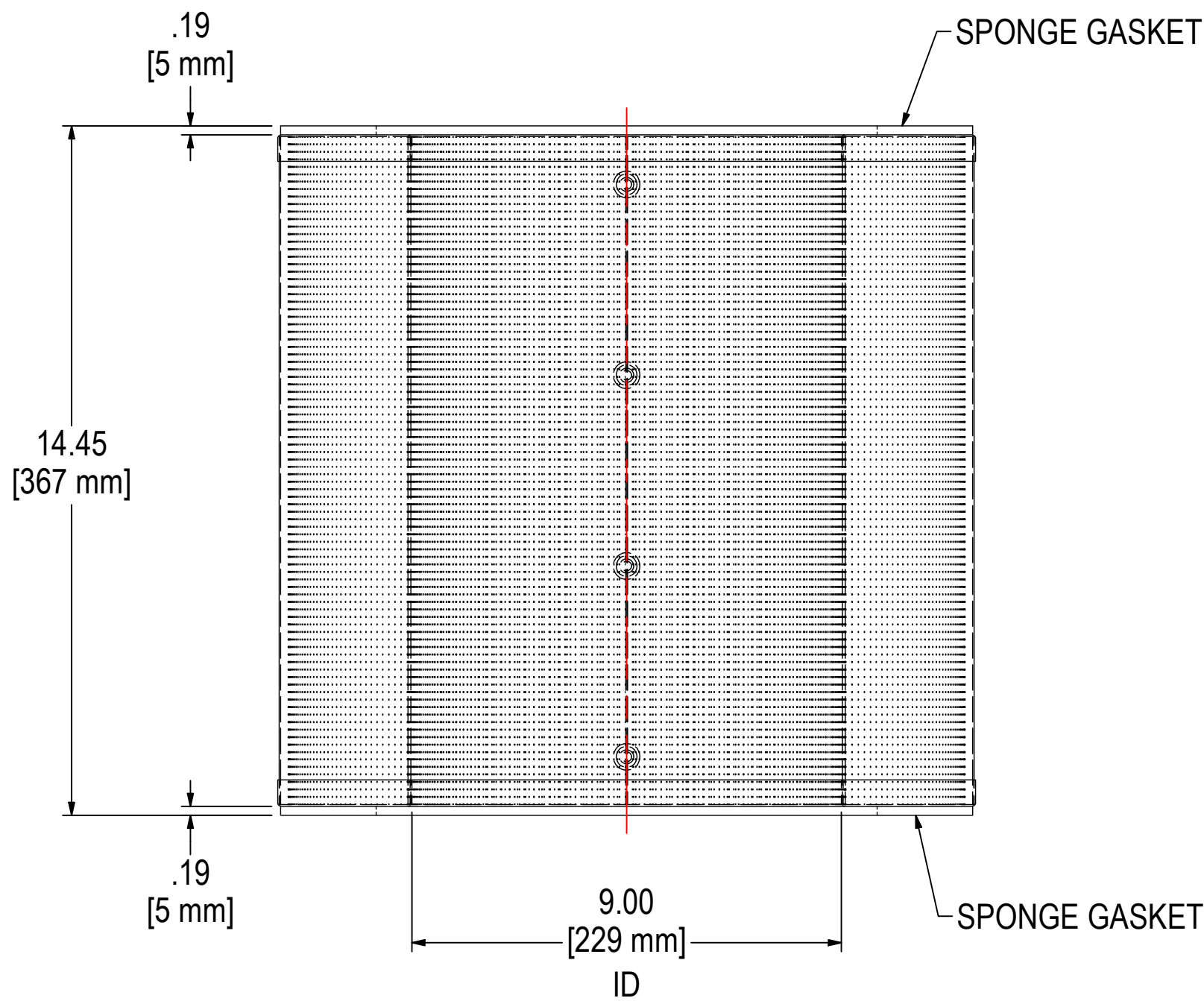
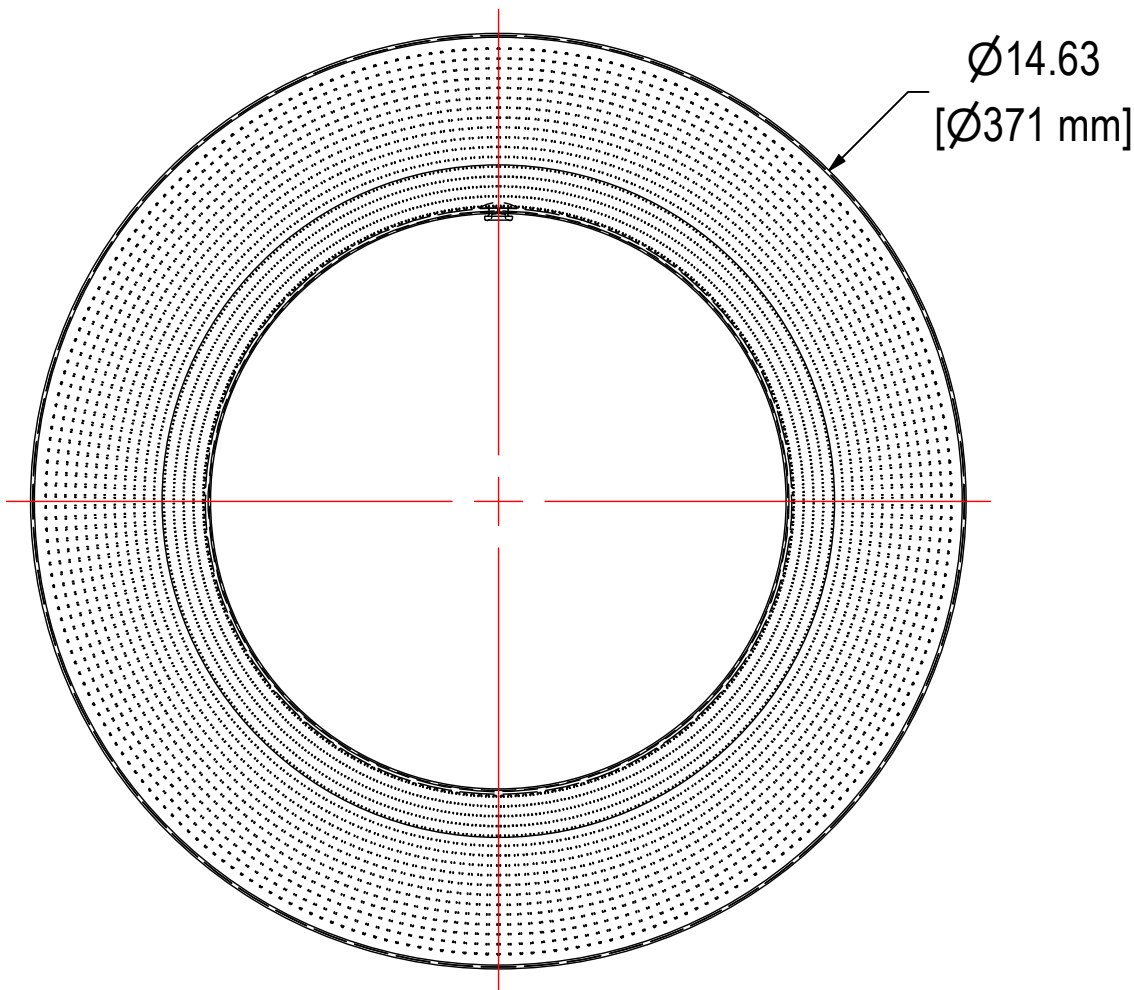
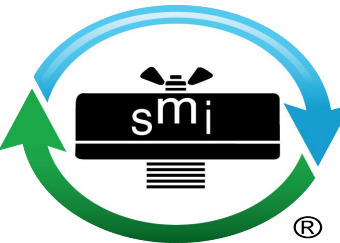


REV	DESCRIPTION	ECN #	CHG BY	DATE	APP'D
A	ADDED FLOW RATE	27201	EPC	8/2/23	EZR



ELEMENT SPECS		
PART NUMBER	UL376	
MATERIAL	ULPA	
FLOW RATE	1162 CFM	1974 m³/hr
SURFACE AREA	118.1 ft²	11.0 m²
I.D.	9.00"	229mm
O.D.	14.63"	372mm
HEIGHT	14.45"	367mm

A



**SOLBERG®**  
*Filtration • Separation • Silencing*  
 630.773.1363 • [www.solbergmfg.com](http://www.solbergmfg.com)

THE INFORMATION CONTAINED HEREIN IS CONFIDENTIAL AND THE PROPERTY OF SOLBERG MANUFACTURING INC. AND IT IS FURNISHED TO YOU WITH THE EXPRESS UNDERSTANDING THAT IT WILL NOT BE REPRODUCED, COPIED IN ANY MANNER, LOANED OR OTHERWISE TRANSFERRED TO OTHERS ENTIRELY OR IN PART, NOR USED FOR ANY PURPOSE OTHER THAN FOR WHICH IT WAS FURNISHED. IT WILL BE RETURNED UPON REQUEST TO SOLBERG MANUFACTURING INC. THE ABOVE RESTRICTION IS IN ADDITION TO, AND DOES NOT IN ANY WAY ALTER, ANY OTHER RESTRICTIONS WHICH MAY APPLY TO THE INFORMATION CONTAINED HEREIN.

**TOLERANCES**  
 DIMENSIONS ARE FOR REFERENCE ONLY. ALL DIMENSIONS ARE SUBJECT TO CHANGE UPON PRODUCTION.  
 UNLESS OTHERWISE SPECIFIED:  
 -DIMENSIONS ARE IN INCHES  
 -REF: APPROXIMATE DIMENSIONS, NO TOLERANCES APPLY  
 -FINISH: BREAK EDGES TO .005-.020 RADIUS/CHAMFER

MODEL NUMBER: UL376			SHEET: 1 OF 1
DESCRIPTION: UL376, ULPA			
PROJECT:	DRAWN BY: EZR DATE: 6/26/2017	APPROVED BY: CRW DATE: 6/26/2017	REV: A